



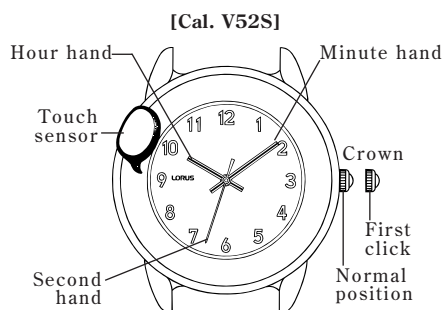
INSTRUCTION MANUAL

CAL. V52S (R23 SERIES)
CAL. V52T (R23 SERIES)

■ CHARACTERISTICS

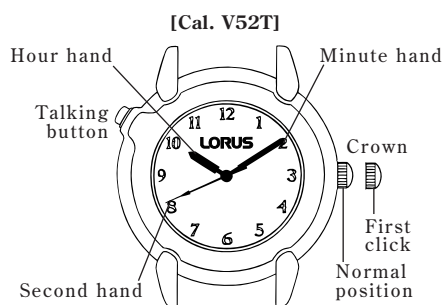
- 1. Time:** Indicated by the hour, minute and second hands.
- 2. Laughing function (for Cal. V52S):** The watch is provided with a pre-recorded laughter. The laughing function is activated by touching the sensor.
- 3. Talking function (for Cal. V52T):** The watch is provided with 2 pre-recorded phrases. The talking function is activated by pressing the talking button.

■ DISPLAY AND CROWN/BUTTON OPERATION



Crown : Sets the time at the first click.

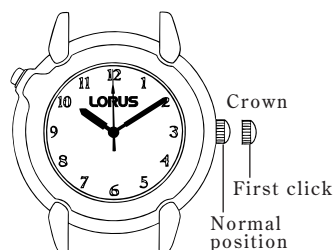
Touch sensor : Activates the laughing function.



Crown : Sets the time at the first click.

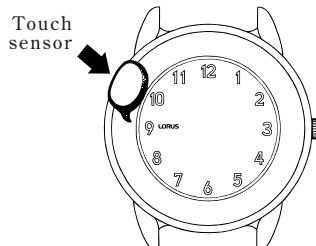
Talking button : Activates the talking function.

■ HOW TO SET THE TIME



1. Pull out the crown to the first click when the second hand is at the 12 o'clock position. The second hand will stop on the spot.
2. Turn the crown clockwise or counter-clockwise to set the hour and minute hands to the desired time.
* When setting the minute hand, first advance it 4 to 5 minutes ahead of the desired time and then turn it back to the exact minute.
3. Push the crown back into the normal position in accordance with a time signal.

■ HOW TO USE THE LAUGHING FUNCTION (for Cal. V52S)



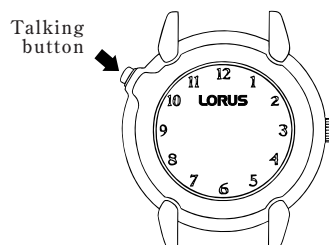
• To hear the laughter

Touch the sensor. The watch gives out the pre-recorded laughter once until the end and the laughing function stops automatically.

Notes:

1. The pre-recorded laughter differs depending on the model.
2. Since the touch circuitry is designed to pick up weak signals, laughter may be triggered by strong signal generated by mobile phone, portable phone, transceiver, etc.
3. The laughing function only operates when two parts of the watch (the touch sensor, and caseback or any part of the case excluding the glass) are in contact with hands or body at the same time. The touch function will work properly when you are wearing the watch.

■ HOW TO USE THE TALKING FUNCTION (for Cal. V52T)



• To hear the phrases

Press the talking button with the crown at the normal position. The watch gives out one of the pre-recorded two phrases once until the end, and the talking function stops automatically. Press the talking button again. The watch gives out the other phrase in the same manner.

Note: The pre-recorded phrases differ depending on the model.

■ **LUMIBRITE WATCH**
(dial, hands, buttons, case, bezel,
strap, etc.)



☆ If your watch is a LORUS LUMIBRITE watch, it has following features.

LORUS LUMIBRITE watches absorb and store light energy from natural and artificial light sources and emit light in the dark. They are made of environmentally friendly material, and therefore, are harmless to human beings and the environment.

- With a full charge, LORUS LUMIBRITE watches glow in the dark hours longer than conventional luminous watches of this type. If exposed to a light of more than 500 lux (i.e., the brightness of a typical office) for approximately 10 minutes, or direct sunlight for 2 minutes, they will glow for hours.
- Since LORUS LUMIBRITE watches emit the light they store, the brightness will decrease gradually over time. The length of time they will glow may also differ slightly depending on such factors as the brightness of and distance from the light source used to charge the watch.

■ **BATTERY CHANGE**

The miniature batteries which power your watch should last as individually specified below. However, because they are inserted at the factory, the actual life of the batteries once in your possession may be less than the specified periods.

Be sure to replace the batteries to prevent any possible malfunction as soon as they run down.

To replace the batteries, we recommend taking the watch to a local watch repair shop.

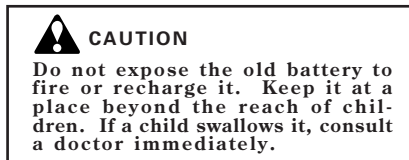
| BATTERY | BATTERY LIFE |
|---|----------------------|
| [For watch operation] SEIKO/MAXELL/SONY/ MATSUSHITA SR626SW, 1 piece | Approx. 4 years |
| [For laughing/talking function] SEIKO/MAXELL/SONY/ MATSUSHITA CR2016, 1 piece | Approx. 1.5 years |

Notes:

1. The laughing/talking function consumes a large amount of electricity and the consumed energy varies depending on the number of times the laughter/phrases is/are reproduced.
2. If the laughing/talking function is used more than 45 times a day, the battery for the laughing/talking function may expire in less than 1.5 years.
3. We recommend that you replace both of the batteries if either of them needs to be replaced.

■ **CARE OF YOUR LORUS WATCH**

• **BATTERY**



• **WATER RESISTANT**

| Condition of use Indication on the dial/ case back | Accidental contact with water, such as splashes and rain | Swimming and taking a shower | Skin diving | Scuba diving |
|--|--|------------------------------|-------------|--------------|
| No indication | NO | NO | NO | NO |
| WATER RESISTANT | YES | NO | NO | NO |
| WATER RESISTANT (50 M/5 BAR)* | YES | YES | NO | NO |
| WATER RESISTANT (100 M/10 BAR or above)* | YES | YES | YES | NO |

* If your watch is 200 M/20 BAR, 100 M/10 BAR or 50 M/5 BAR water resistant, it is so indicated on the dial/case back.

- Do not press the button or turn the crown when the watch is wet.
- If the watch is exposed to salt water, rinse it in fresh water and then wipe it thoroughly dry.

Caution:

Leather straps are not water resistant except so indicated, even if the watch head is water resistant.

• **ALLERGIC REACTION**

Because the case and band touch the skin directly, it is important to clean them regularly. If not, shirt sleeves may be stained and those with delicate skin may develop a rash. Please wear the watch with some play to avoid any possible allergic reaction. If you develop a rash on your wrist, stop wearing and consult a physician.

• **MAGNETISM**

Your watch will not be affected by magnetism generated by household electric appliances.

• **SHOCKS AND VIBRATIONS**

Your watch may be worn for normal sports activities, but be careful not to drop it or hit it on hard surfaces.

• **TEMPERATURE**

Your watch is preadjusted so that constant accuracy may be insured at normal temperature.

■ **SERVICE**

When your LORUS watch requires repair or servicing, please see the enclosed WARRANTY/GUARANTEE.